

# Social Enterprise in Highlands & Islands: **Key Facts**




**1,277**

Number of social enterprises



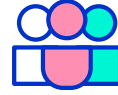
**7,228**

Full time equivalent (FTE) employees



**£197m**

GVA added to Highlands and Islands economy



**68%**

Are led by women



**72%**

Are located in rural Scotland



**55%**

Identify their organisation as a social enterprise



**6%**

Have exported within the last 12 months



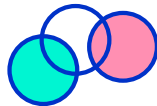
**87%**

Sell to direct consumers



**87%**

Pay at least the Real Living Wage to all employees



**70%**

Are incorporated



**12%**

Won a public contract within the last 12 months



**£348m**

Total annual income of Highlands and Islands SEs



**£189m**

Earned income from trading activities



**53%**

Self-sufficiency as a proportion of income converted by trading



**£46m**

In financial surplus generated by the sector



**£677m**

Net worth of Highlands and Islands' social enterprises

# Social Enterprise in Highlands & Islands: **Key Trends**

	2017	2019	2021	
Social Enterprises	1,196	1,270	1,277	▲
Rural Location	72%	73%	72%	■
Incorporated entities	65%	68.5%	70%	▲
Self-identify as a social enterprise	52%	52%	55%	▲
Selling direct to consumer	84%	85%	87%	▲
Public contract win (last 12 months)	11%	12%	12%	■
Exporting	4%	8%	6%	■
Led by woman	62%	67%	68%	▲
Pay Real Living Wage	74%	76%	87%	▲
FTE Employees	6,171	7,294	7,228	▲
Total income	£288m	£320m	£348	▲
At Least Half Income from Trade	56%	58%	53%	▼
Self-sufficiency	57.8%	55.2%	53.3%	▼
Surplus generated	£20m	£28m	£46m	▲
Net worth	£463m	£548	£677m	▲
GVA	£144m	£165	£197m	▲

▲ Upward Trend ■ No Change or Unclear ▼ Downward Trend

# Social Enterprise in Highlands & Islands:

## Key Trends

	2017	2019	2021	
Social Enterprises	1,196	1,270	1,277	▲
Rural Location	72%	73%	72%	■
Incorporated entities	65%	68.5%	70%	▲
Self-identify as a social enterprise	52%	52%	55%	▲
Selling direct to consumer	84%	85%	87%	▲
Public contract win (last 12 months)	11%	12%	12%	■
Exporting	4%	8%	6%	■
Led by woman	62%	67%	68%	▲
Pay Real Living Wage	74%	76%	87%	▲
FTE Employees	6,171	7,294	7,228	▲
Total income	£288m	£320m	£348	▲
At Least Half Income from Trade	56%	58%	53%	▼
Self-sufficiency	57.8%	55.2%	53.3%	▼
Surplus generated	£20m	£28m	£46m	▲
Net worth	£463m	£548	£677m	▲
GVA	£144m	£165	£197m	▲

▲ Upward Trend ■ No Change or Unclear ▼ Downward Trend